
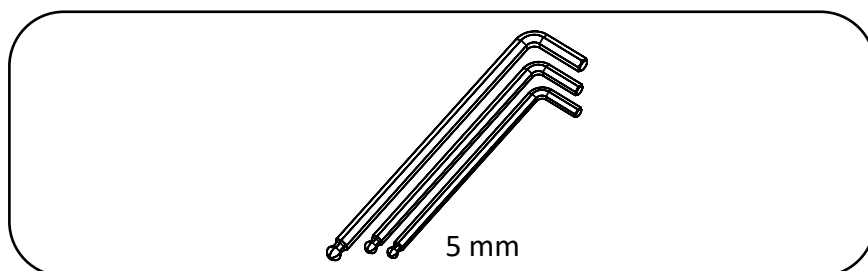


MOUSE PAD

INSTRUCTION MANUAL




REQUIRED TOOLS:

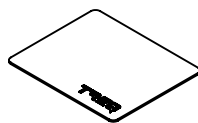


GENERAL INSTRUCTIONS

The easiest way to mount the T-Slot Click-in-Nuts, is to slide them in from one side of the profile, with the ball facing down. But don't worry if you need to put in a click-in-nut in a profile which has both ends already closed: it is also possible to push them in the T-slot anywhere you like!



INCLUDED ITEMS



Mouse Pad
1x

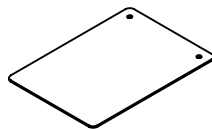
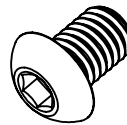


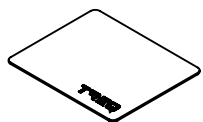
Plate
1x



M8x12
2x



M8 T-Nut
2x



Mouse Pad
1x

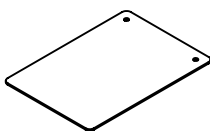
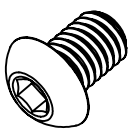


Plate
1x



M8x12
2x



M8 T-Nut
2x

1

